

# Operational amplifiers

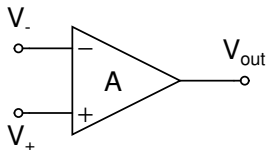
Eugeniy E. Mikhailov

The College of William & Mary



Lecture 09

# Operational amplifiers (Op-Amp)

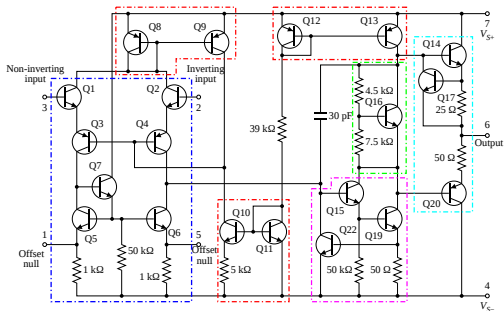


- $V_{out} = A(V_+ - V_-)$  thus sometimes called differential amplifiers
- $A$  is open loop gain
  - $A$  is frequency dependent
  - $A = 10^5 \dots 10^6$  at DC
  - $A \rightarrow 0$  at high frequency (roll off)  
this limits operational bandwidth (typically in MHz ... GHz range)
- input impedances are high  $10^6 \dots 10^{14} \Omega$
- output impedances are low  $0.1 \dots 10 \Omega$ 
  - however output current usually limited to 10 mA
- **it is super easy to design with them**

# If Op-Amps are so great why did we learn transistors?

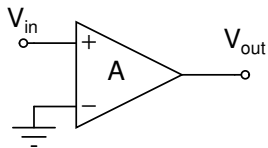
- some times one transistor is enough and op-amps are more expensive
- op-amps are made of transistors so to understand their limits we need to know how transistors behave
- op-amps require bipolar power supply
- remember that op-amps cannot source a lot of current/power while transistors can (recall our transistor controlled switch for a bulb)

## LM741 (introduced in 1968) internal schematic



So, combine op-amps and transistors for a power circuits. Otherwise do your circuit with op-amps.

# Very very bad amplifier !!!



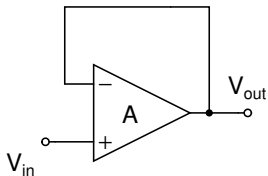
## Gain

$$V_{out} = AV_{in}$$

But  $A$  depends on everything

- temperature
- power supply voltage
- input voltage
- frequency
- ... and so on

# Follower or Buffer



$$V_{out} = \frac{A}{A+1} V_{in}$$

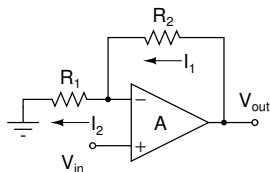
## Gain and impedances of ideal Op-Amp ( $A \gg 1$ )

$$G_{ideal} = 1$$

$$Z_{in} = \infty, Z_{out} = 0$$

notice that with negative feedback  $V_+ \approx V_-$

# Non-inverting amplifier



$$V_{out} = \left(1 + \frac{R_2}{R_1}\right) V_{in} \frac{A}{A + \left(1 + \frac{R_2}{R_1}\right)}$$

Gain and impedances of ideal Op-Amp ( $A \gg 1$ )

$$G_{ideal} = 1 + \frac{R_2}{R_1}$$

$$Z_{in} = \infty, Z_{out} = 0$$

notice that with negative feedback  $V_+ \approx V_-$

# Op-amps golden rules

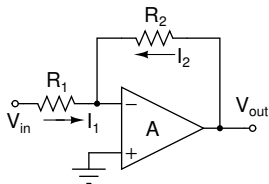
If **negative feedback is applied** and  $A(f) \gg 1$  (open circuit gain at the frequency of interest)

- there is no current into the inputs
- $V_- = V_+$

Gain of non ideal Op-Amp ( $A \gg 1$ )

$$G = G_{ideal} || A = \frac{G_{ideal} A}{G_{ideal} + A}$$

# Inverting amplifier



Gain and impedances of ideal Op-Amp ( $A \gg 1$ )

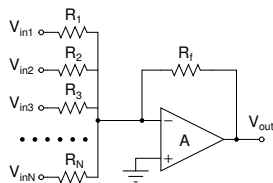
$$G_{ideal} = -\frac{R_2}{R_1}$$

$$Z_{in} = R_1, Z_{out} = 0$$

notice that with negative feedback  $V_+ \approx V_-$



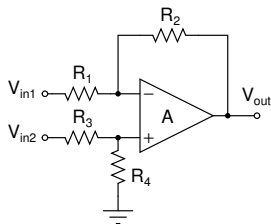
# Summing inverting amplifier



for ideal Op-Amp ( $A \gg 1$ )

$$V_{out} = - \left( \frac{V_{in1}}{R_1} + \frac{V_{in2}}{R_2} + \frac{V_{in3}}{R_3} + \dots + \frac{V_{inN}}{R_N} \right) R_f$$
$$Z_{inN} = R_N, Z_{out} = 0$$

# Differential amplifier



for ideal Op-Amp ( $A \gg 1$ )

$$V_{out} = \frac{R_4}{R_1} \frac{R_1 + R_2}{R_3 + R_4} V_{in2} - \frac{R_2}{R_1} V_{in1}$$

$$Z_{out} = 0$$