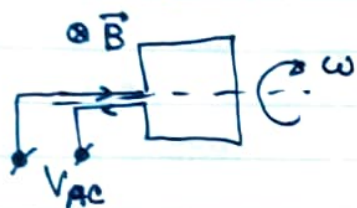


AC circuit

Up to now, our voltage source ---|--- was assumed to be providing same voltage. This would be called a DC (or direct current) voltage source.

In practice, majority of the power supplies are AC - or alternating current.

We've already discussed that such type of source can be produced by an electric turbine rotating in the magnetic field



$$V_{AC} = V_{max} \cos \omega t$$



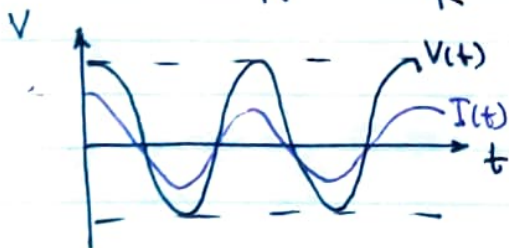
Question: ~~if~~ ~~the~~ what would be the current through a resistor, a capacitor and a ~~conductor~~ inductor, when they are hooked up to an AC voltage source?



$$V_{AC}(t) = V_{max} \cos \omega t$$

$$i(t) = ?$$

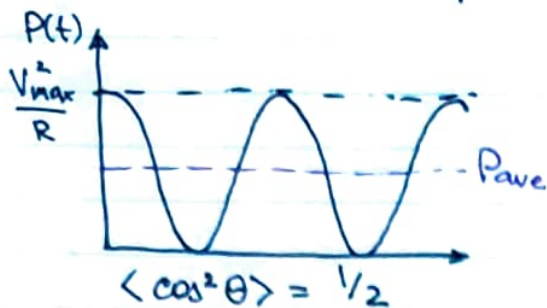
$$i(t) = \frac{V(t)}{R} = \frac{V_{max}}{R} \cos \omega t$$



Question: How much power on average will be converted to heat?

Instantaneous power:

$$P(t) = i(t) \cdot V(t) = \frac{V_{\max}^2}{R} \cos^2 \omega t$$



Averaged over many cycles

$$P_{\text{ave}} = \frac{1}{2} P_{\text{max}} = \frac{V_{\max}^2}{2R}$$

Sometimes you can see labels V_{RMS} or I_{RMS} on measuring devices. RMS stands for "root-mean-square", and represents the values of DC voltage and current that would produce the same amount of heat

$$V_{\text{RMS}} = \frac{V_{\max}}{\sqrt{2}}$$

$$I_{\text{RMS}} = \frac{I_{\max}}{\sqrt{2}}$$


What about a capacitor or an inductor?



$$V = Q/C = 0 \quad Q(t) = V(t) \cdot C$$

$$Q(t) = V_{\max} \cdot C \cos \omega t$$


$$I(t) = + \frac{dQ}{dt} = -V_{\max} C \cdot \omega \sin \omega t$$



Oscillating voltage and current are quarter-cycle away from each other

$$I_{\max} = V_{\max} \cdot C \omega$$

The ratio b/w I_{\max} and V_{\max} now depends on frequency of oscillations.



I_c is a quarter-cycle ahead of the voltage



$$V(t) = L \frac{dI_L}{dt} = 0$$

$$\frac{dI_L}{dt} = \frac{V(t)}{L} = \frac{V_{max}}{L} \cos \omega t$$

$$I_L(t) = \frac{V_{max}}{\omega L} \sin \omega t$$

$$I_{max} = \frac{V_{max}}{\omega L}$$



I_L is a quarter-cycle behind the voltage

Question: what is the relation between the voltage and the current if we have different types of components?

They are still be oscillating, but the delay b/w them will ~~be~~ depend on values of R, L, C . ~~Stays~~

Simple example



$$V(t) = V_{max} \cos \omega t$$

We assume that there is some unknown delay b/w the current, even though same current flows through all components

$$i(t) = I_1 \cos \omega t + I_2 \sin \omega t$$

I_1 & I_2 - unknown constants

$$V(t) - IR - L \frac{di}{dt} = 0$$

$$V_{max} \cos \omega t = I_1 R \cos \omega t + I_2 R \sin \omega t - I_2 \omega L \sin \omega t + I_2 \omega L \cos \omega t$$

must cancel each other

$$I_2 R = I_1 \omega L \quad I_2 = \frac{\omega L}{R} I_1$$

$$V_{\max} = I_1 R + I_2 L \omega = I_1 \left(R + \frac{L^2 \omega^2}{R} \right) \Rightarrow I_1 = \frac{V_{\max} R}{R^2 + \omega^2 L^2}$$

$$I_2 = \frac{V_{\max} \omega L}{R^2 + \omega^2 L^2}$$

Final answer:

$$i(t) = \frac{V_{\max}}{R^2 + \omega^2 L^2} \left[R \cos \omega t + \omega L \sin \omega t \right]$$

or

$$i(t) = \frac{V_{\max}}{\sqrt{R^2 + \omega^2 L^2}} \sin(\omega t + \varphi) \quad \text{where} \quad \cos \varphi = \frac{R}{\sqrt{R^2 + \omega^2 L^2}}$$

$$\sin \varphi = \frac{\omega L}{\sqrt{R^2 + \omega^2 L^2}}$$